



# Buckeye Bulletin

January 2017



- Next Social Meeting: Friday, January 6, 2017 at 8:00 pm •
- OCA Winter Auction: Saturday, February 11, 2017 at 11:00 am •



## Ohio Cichlid Association

### Buckeye Bulletin Staff

**Andrew Schock**

Editor

[BuckeyeBulletin@gmail.com](mailto:BuckeyeBulletin@gmail.com)

**Eric Sorensen**

Exchange Editor

[Eleven@aol.com](mailto:Eleven@aol.com)

The Ohio Cichlid Association's Buckeye Bulletin is produced monthly by the Ohio Cichlid Association. All articles and photographs contained within this publication are being used with consent of the authors.

If you have an article, photograph, or ad to submit for publication, please send it to [buckeyebulletin@gmail.com](mailto:buckeyebulletin@gmail.com). When submitting articles for publication in this bulletin, please remember to include any photographs or art for the article. The Ohio Cichlid Association is not responsible for any fact checking or spelling correction in submitted material. Articles will be edited for space and content.

All information in this bulletin is for the sole use of The Ohio Cichlid Association and the personal use of its members. Articles, photographs, illustrations, and any other printed material may not be used in any way without the written consent of The Ohio Cichlid Association.

For membership info please contact Hilary Lacerda: [hilarylacerda@gmail.com](mailto:hilarylacerda@gmail.com) or visit the [OCA forum](#).



### On the Cover

If you follow the American Cichlid Association's monthly photo contest, then you may recognize this month's cover photo. This image of a nice pair of *Cichlasoma bimaculatus* was provided by Carl Olszewski, our Bowl Show Chairman. Carl's photo won the November, 2016 ACA contest and received the following praise from Mo Devlin, who judges the competition: "Great specimen photo. One of the things that I consider when looking at a photo is how difficult it would be to get the "pose" that is being recorded. True that a lot of this depends on luck and timing. Capturing the fish side by side....especially two sexes...is tough. He nailed it. On top of that all the other technical elements are spot on. Good job."

Way to go Carl, and thank you for your contributions throughout this month's bulletin!

### In This Issue of the Buckeye Bulletin

- PRESIDENT'S MESSAGE •
- INTRODUCING THE 2017 OCA BOARD •
- IMPORTANT ANNOUNCEMENT – MORE SPACE! •
  - CICHLID BAP RESULTS •
  - CATFISH BAP RESULTS •
- BOWL SHOW INFORMATION AND RESULTS •
  - PROGRAM PREVIEW •
- WINTER AUCTION INFORMATION •

# About the Ohio Cichlid Association

The OCA is an organization dedicated to the advancement and dissemination of information relating to all aspects of the biology of cichlids and related aquatic life. Our purpose is to promote the interest, keeping, study, breeding, and the educational exhibition of Cichlids. Additionally, the exchange of ideas, meeting new people, and distribution of information concerning Cichlids is of primary interest.

## The 2017 OCA Board

Lew Carbone	President Programs* Club Liaison Jim Smith Fund*	Don Danko	Vice President Promotions*
		Jonathan Dietrich	Secretary
Sherry Olszewski	Treasurer* Refreshments	Hilary Lacerda	Membership Librarian
Andrew Schock	Bulletin Editor*	Gary Mendez	Web Master*
Mark Chaloupka	Cichlid BAP	Steve Heinbaugh	Catfish BAP
Carl Olszewski	Bowl Show Photographer Refreshments	Carol Doerr	Apparel*
		Jonathan Strazinsky	Videographer
Scott Myers	Historian	Marc Dewerth	Raffle* Manufacturer Liaison
Marilyn Danko	At Large	Jeff Natterer	At Large
Eric Sorensen	At Large*	Rhonda Sorensen	At Large*

\* denotes appointed position

## Get The Most Out of the OCA

The OCA's monthly meetings are free and open to the public. Feel free to invite a guest! There are many ways to get the most of your membership:

- submit an article, classified ad or photograph for the bulletin
- put a fish in the bowl show
- attend the OCA Extravaganza
- turn fry in for the BAP program
- attend the social meetings
- buy and sell fish during the winter auction
- join the board
- start a forum discussion
- visit [ohiocichlid.com](http://ohiocichlid.com)





## LEW CARBONE: PRESIDENT'S MESSAGE

---

Happy New Year to all OCA members and their families! May 2017 be a productive and fulfilling year, both for your families and for your hobby.

There was a great turn-out for our Christmas party, and thanks to everyone's cooperation, everything went smoothly. We hope you enjoyed yourself.

We're welcoming 2 new board members to begin the year (though one of them isn't exactly new). The completely new board member is Carol Doerr, who will be our Apparel Chair. She will handle all OCA-branded items, such as T-shirts, caps, and such. The not-so-new new board member will be new to most of you, probably, but not to those of us that have been long-time members. Jeff Natterer, who first joined the OCA in 1991, was on the board for most of the 90s. He even served as president for a term or 2. Needless to say, we're very happy to have Jeff back on board.

Another new thing for the New Year is something you're probably aware of, since you're reading this, is a new delivery method for the Buckeye Bulletin! Email delivery, like Jeff being on the board, isn't exactly new to us. The OCA was the 1<sup>st</sup> club in the area to publish an electronic bulletin, beginning in January of 2003. We delivered it as an attachment to an email. That worked fine for a while, but as the bulletin grew in size, we started running into problems with the limited data storage allowed by email providers of the time. Our bulletin emails contained so much data that many of them bounced back undelivered. After experimenting with several other techniques, we started posting them on our section of the Cichlid Room Companion Forum in 2009. They're still being posted on CRC, and the monthly emails will have a one-click link to the current issue. The emails will also include links to the index of the OCA's section of the CRC Forum, and to our website, all for your convenience. Our thanks go to new Buckeye Bulletin Editor Andrew Schock for cobbling all of this together.

There may also be some other news about other changes coming up, so keep your eye on the OCA Forum.

Hope to see you at the meeting on the 6<sup>th</sup>!

*Lew*

# Letter From the Editor

---

Hello Fellow Cichlid Geeks,

Regrettably, I was unable to attend the December meeting due to a conflict, but I hope everyone enjoyed the holiday party, and otherwise had a happy holiday season. For those that have not heard, I am taking over as the Buckeye Bulletin Editor for Jon “Jombie” Dietrich. Jombie did an admirable job as editor of the bulletin for several years, and I would like to thank him for his assistance as I take over his responsibilities. I will strive to continue to improve our bulletin to the benefit of the OCA and its members.



I have a few ideas for improving this publication, but I would also like your help. This is your bulletin, please consider making a contribution. Contributing to the bulletin is a great way to share your passion for the hobby with the rest of the OCA. I would love to publish your experiences, ideas, artwork, photographs, spawning reports, or anything else you would like to contribute. As a member, you also have the privilege of posting classified ads for any fish you are selling. If you have any ideas for new content, or other ideas to improve the Buckeye Bulletin, please feel free to contact me and let me know.

One of my first tasks was to find a better way to get the bulletin to the members. As a result, the OCA is now using an email service which will allow us to easily send the bulletin to all members each month. Hopefully you all received an email message with a link to this publication. If you did not receive the email message but would like to, please let me know and I will make sure we have you on the list. If you do not want to receive emails from the OCA, simply click the unsubscribe button in the message. I believe that these emails will make access to the bulletin easier for many members.



Until next month,

Andrew Schock  
[BuckeyeBulletin@gmail.com](mailto:BuckeyeBulletin@gmail.com)



## Imperial Tropicals

One of Florida's leading  
tropical fish farms since  
1970

Operated by Mike Drawdy

Live Arrival Guarantee

Visit [Imperialtropicals.com](http://Imperialtropicals.com)



## Mike's Wet Pets

Aquarium Plants & Fish in  
Lancaster, New York

Family Owned and Operated for  
More than 10 Years!

Visit

<http://www.mikeswetpets.biz/>

Or Email

[Info@mikeswetpets.biz](mailto:Info@mikeswetpets.biz)



## The Cichlidroom Companion

Owned by JUAN  
MIGUEL ARTIGAS  
ASAZ

The Internet  
Cichlidae Information  
Center!



## Visit: [Ohiocichlid.com](http://Ohiocichlid.com)



## Cichlid News

Visit

<http://cichlidnews.com/>



## Plecocaves.com

We carry Pleco caves, breeding caves,  
SERA fish food, Poret foam,  
driftwood, California Blackworms,  
OMEGA One food, cichlid caves,  
cichlid huts

Visit [plecocaves.com](http://plecocaves.com)

Or Email

[plecocaves@gmail.com](mailto:plecocaves@gmail.com)

## RMS AQUACULTURE

The Aquarium Super Store

## RMS Aquaculture

Over 25 years experience  
in both freshwater and  
saltwater aquarium sales!


6629 Engle Rd.,  
Middleburg Hts., OH 44130

(216)433-1340

Visit

[www.rmsaquaculture.com/](http://www.rmsaquaculture.com/)





## Cunningham Cichlids, LLC

Breeder of Quality African  
Cichlids

9128 Lantern Way

Newport, MI 48166

734-755-0295

josh@cunninghamcichlids.com

www.cunninghamcichlids.com

Facebook: Cunningham Cichlids



## Cobalt Aquatics

Cobalt Aquatics will always strive  
to bring the highest quality  
products to market.

624 Wilkerson Rd.

Rock Hill, SC 29730 USA

803-591-9500

Visit [www.cobaltaquatics.com/](http://www.cobaltaquatics.com/)



## Something Fishy Inc.

Sales-Setup-Service-Leasing

The premier breeder and  
aquarium retailer  
specializing in African  
Cichlids in Northeast Ohio.

4764 State Road Cleveland,  
Ohio 44109

216.635.1625

[www.Somethingfishyinc.net](http://www.Somethingfishyinc.net)



## Rift Lake Aquatics

6777 Engle Rd. Suite J  
216-215-1639

[www.shop.riftlakeaquatics.net](http://www.shop.riftlakeaquatics.net)

Jim@riftlakeaquatics.net



## North East Ohio Discus

Nate & Bonnie Larson

620 West Nimisila Rd,  
Akron, OH 44319

Phone: 330-882-5158

Email: [neohdiscus@aol.com](mailto:neohdiscus@aol.com)

Hours by Appointment only



## The Ohio Bigfoot Conference

The premier Bigfoot  
conference in the world.

Visit  
[Ohiobigfootconference.org](http://Ohiobigfootconference.org)  
or check them out on  
Facebook for up-to-date  
information



## Willem Heijns

DVDS: “Mexico — a journey into the world of cichlids”

And

“Nicaragua — cichlids from the crater “



## Excalibur Aquatics and Pet Supplies

887B Edison St NW  
Hartville, Ohio 44632

330-587-4582

<http://excaliburaquaticsandpetsupply.com/>



**nrgmasters.net**  
WINDOWS | ROOFING | INSULATION



KEEPING ENERGY BILLS LOWER THAN AN AQUARIUM D.Y.I. PROJECT EVER COULD...

**440-439-8250**  
COMMERCIAL | RESIDENTIAL

**NRGMASTERS.NET**

440-439-8250



**PREMIUM FISH FOODS**  
MADE WITH WHOLE, FRESH, ALASKAN SEAFOOD

“We are innovators, hobbyists, and perfectionists. We are the best fish foods in the world.”



**FRESH FROM ALASKA**  
**THE BEST FISH FOOD IN THE WORLD**



- Made With Fresh Alaskan Seafood from Sustainable Fisheries
- Fishmeal-Free to Reduce Waste and Pollution
- Natural Fats & Proteins Deliver Complete Nutrition
- Salmon Skins Provide Natural Color Enhancement



# SOCIAL MEETING INFORMATION

The Next OCA Social Meeting is Friday,  
January, 6, 2017 at 8:00 pm

[Middleburg Heights Community Center, Room C](#)  
[16000 Bagley Rd](#)  
[Cleveland, OH 44130](#)



Meetings usually begin with a talk about cichlids or a related subject. The OCA is proud to bring world class speakers to Ohio, not only for our yearly convention, the OCA Extravaganza, but also for our monthly meetings. With Northeast Ohio being the hotbed for cichlid breeders that it is, we have discovered that there seems to be no shortage of world-class speakers locally, a number of which have used the opportunity to talk at OCA meetings to later tour the country with their fantastic presentations. After the talk we usually take a break for refreshments and some socializing among "cichlidiots". This also gives people a chance to look at bowl show entries, and after the break the bowl show winners are announced. Next, Breeder Award Program (BAP) awards are handed out. We have a Breeder Award Program for cichlids and one for catfish, turning our program into probably the largest one of its kind in the country. The entries are subsequently auctioned off, making some of the newest and rarest cichlids in the hobby available to our members at low auction prices! The OCA has had a number of first spawns in the United States and members have donated some very nice stuff to be auctioned off for the benefit of our Jim Smith Fund. Meetings end with a raffle, where we give away prizes that are set up on a huge table, which typically bends to the point of breaking under their load!

## SOCIAL MEETING SCHEDULE

(All times approximate)

7:30	Doors Open
8:00	Social Time
8:15	Call to Order Announcements New Member Welcome & Speaker Introduction
8:30	Speaker
9:30	Break
9:45	BAP Awards Bowl Show Results
9:55	Mini-Auction
10:25	Raffle



## January Program Preview

### Jeremy Basch: “An Introduction to the Woodcatfish and the First Spawning Report of the Jaguar Catfish”

**Jeremy Basch** lives in Columbus, OH, but is originally from Westlake, OH. He started keeping fish over 22 years ago when his father took him to a pet shop. Just short of his 17th birthday, Jeremy started working at one of the local fish stores and started to acquire various sized aquariums and fish. He became hooked and setup his first fishroom in 2004.

Currently Jeremy is on his fourth modified fishroom design, which now contains 100+ aquariums ranging in size from 2.5 to 150 gallons. Over the years, he has had over 50 species of fish spawn in his aquaria, including many cichlids, catfish, rainbowfish, killifish, livebearers and invertebrates. Jeremy was the first person in the world to have the Jaguar Catfish, *Liosomadoras oncinus*, spawn and give viable offspring!

Jeremy's primary focus is on the cichlids and catfish from South America and killifish from West Africa. He is a current member and the former chairman of his hometown club, the Columbus Area Fish Enthusiasts (CAFÉ). Other fish associations he has belonged to include: the Ohio Cichlid Association, the Greater Cincinnati Aquarium Society, the Catfish Study Group, the American Killifish Association and the American Cichlid Association. He has written several articles which have appeared in the Buntbarsche Bulletin, the CAFÉ Menu and Amazonas. His article in Amazonas shared his first successful breeding of *Liosomadoras oncinus*, the Jaguar Catfish. Jeremy can be seen at many fish shows and conventions throughout the Midwest.

Jeremy's talk highlights a group of catfish that is just now gaining in popularity, the Wood Catfish or Auchenipteridae. The talk will consist of the history, ecology and biology of these fish along with sharing tips on how to be successful with this group of fish. Jeremy will share at the end of his talk some of the new species coming into the hobby along with information on the spawning of the Jaguar Catfish.

# OUR MEETING SPACE IS DOUBLING!

---

Message to OCA members:

For the Christmas party, as those of you that attended know, we had the partition between our normal room and the next room opened so we'd have enough space for all the round tables. Well, we liked that so much that **we've rented the double space for all of our 2017 meetings!** There will be rows of chairs for those who prefer theatre seating to listen to the speaker, and 8' round tables for those who prefer that kind of arrangement. Even with the round tables, there should be plenty of room to move around and visit friends. The January set-up will be considered just a trial, so if, after the meeting, you have any ideas on how we can improve on that, please let us know.

Because this new arrangement will be more conducive to socializing, we trust that you will show the speaker and your fellow OCA members the respect you showed them during 2016, by holding any discussions out in the hall, instead of creating a distraction, during the presentation.

We on the OCA Board sincerely hope you enjoy this new arrangement!

*Lew*





# UPCOMING OCA SOCIAL MEETING PROGRAMS

---

**2017**

January 6

Jeremy Basch

“An Introduction to the Woodcatfish and the  
First Spawning Report of the Jaguar Catfish”

February 3

Dr. Suzanne Gray

The Ohio State University

“Sexy Males in Muddy Water: How Cichlids  
Respond to Increased Turbidity in the Wild”

March 3

Mike Drawdy

Imperial Tropicals

“Florida Fish Farming”

April 7

Scott Myers

Preparing Show Fish

(Tentative)





**Scalz Fine Art and  
Illustration  
Sam Garcia Jr.**

Extensive Cichlid and fish  
collection for purchase

[https://www.facebook.com/  
/ScalzNatureArtist/](https://www.facebook.com/ScalzNatureArtist/)



**NorthfinUSA**

“NorthfinUSA because your fish are  
worth it!”

“100% veteran owned”

“The first ever US run business  
that has been providing Northfin  
fish food since day one.”

<http://www.northfinusa.com/>



**GCAS  
Greater Cincinnati  
Aquarium Society**

[Gcas.org](http://Gcas.org)

Meetings held last Sunday  
of month at 7:30 pm at  
10245 Winton Road,  
Cincinnati, Ohio



**Greater Cleveland  
Aquarium**

2000 Sycamore Street  
Cleveland, OH 44113

216-862-8803

[Greaterclevelandaquarium.com](http://Greaterclevelandaquarium.com)




**The Wonder of Cichlids**

African Cichlids for Sale

[Thewonderofcichlids.com](http://Thewonderofcichlids.com)

617-895-9902



**Paradigm Fish Food,  
LLC.**

Stephanie Butt

“Our food is the only 100%  
Grain and Gluten Free fish  
food on the market.”

[Paradigmfishfood.com](http://Paradigmfishfood.com)



**Greater Chicago Cichlid  
Association**

**2111 Butterfield Rd.  
Downers Grove, Illinois**

**Meetings are held the 2<sup>nd</sup>  
Sunday of each month**

**GCCA.net for club  
information and awesome  
cichlid profiles!**



**Seachem Laboratories**

Just add water. We'll do the rest.

Check out the NEW HydroTote!


<http://www.seachem.com/>



**Tropical Fish Club of Erie  
County**

**5725 Herman Hill Road  
Hamburg NY 14075**

**[http://tropical-fish-club-  
of-erie-county.com](http://tropical-fish-club-of-erie-county.com)**



## **The All-Aquarium Catfish Convention**

Presented by the Potomac  
Valley Aquarium Society

<http://catfishcon.com/>

## **South Central Cichlids.com**

**"Caves made so you will enjoy them as  
much as we enjoy making them!"**

- Will not leach chemicals
- Won't break down over time
- Will not have sharp edges



[www.southcentralcichlids.com](http://www.southcentralcichlids.com)



Good for the  
Hobby –  
Organizations –  
Industry

**Ray "Kingfish" Lucas**

Thanks for 25 years  
and 500 shows!



# DECEMBER CICHLID BAP

Listed below are the Cichlid BAP submissions for December of 2016. Members successfully bred these cichlids and raised fry to a minimum of 1". Varying point values determined by spawn difficulty were given to members' total Cichlid BAP points.

Congratulations on these spawns and thank you for your participation.

## **Lew Carbone**

*Stigmatochromis modestus* 10

## **Josh Cunningham**

*Altolamprologus fasciatus* 20

*Astatotilapia calliptera* "Chizimulu Island" 10

*Julidochromis marlieri* "Burundi" 15

*Limnotilapia dardenni* 15

*Tropheus* sp. "black Caramba" 20


## **David Hearn**

*Aulonocara jacobfriebergi* "eureka red" 10

*Cynotilapia* sp. "white top hara" 10

## **Carl Olszewski**

*Gymnogeophagus* sp. "El Norte" 10





---

Congratulations for reaching the  
100 point level!

Carl Olszewski

---

# CICHLID BAP TOTALS

Listed below are the Cichlid BAP grand totals. The information is maintained by Mark Chaloupka. See Mark at monthly meetings for more information about the Cichlid Breeders Award Program. Thank you for your participation.

## MASTER BREEDER 1000 POINT LEVEL

Lew Carbone	55	2855
Don & Marilyn Danko	10	2405
Dan Woodland	-	2070
Josh Cunningham	340	1505
Bryan Davis	30	1455
Bill Loudermilk	-	1200
Linda Wallrath	-	1130
Rich & Maggie Schoeffel	-	1065
Mark Chaloupka	10	1055
John Tesar	-	1020

## 900 POINT LEVEL

Dennis Tomazin	-	965
Tom Swiderski	-	905

## 800 POINT LEVEL

Dustin Brummitt	-	840
Hilary & Antonio Lacerda	80	830
Jeff Yadlovsky	65	815
Ken & Sue Galaska	30	800

## 700 POINT LEVEL

Gary Mendez	20	790
Jonathan Strazinsky	165	780

## 600 POINT LEVEL

Jeff Natterer	-	690
Bill Schwartz	20	645
Charlie & Cathy Suk	-	615
Bob Blazek	65	600
Steve Zarzeczny	-	600

## 500 POINT LEVEL

Tim Craig	-	540
George Anagnostopoulos	-	515
Ron Georgeone	-	510

## 400 POINT LEVEL

Rick Hallis	-	495
Phil Hypes	-	475
Kyle May	-	460
Eric & Rhonda Sorensen	60	460
Bob Bina	20	435
Tyler Toncler	-	420

## 300 POINT LEVEL

David Hale	-	335
Tony Poth	-	335
Gary Zalewski	-	325
Greg Senn	55	315
Ken & Karen Grimmett	10	310

## 200 POINT LEVEL

Jonathan Dietrich	60	290
Tom & Carolyn Evers	-	285
Andrew Schock	-	280
Dennis Kuehn	20	275
James Shakour	-	275
Dave Esner	-	250
Ken Walker	-	240
Paul Collander	-	205
Justin Way	-	200



# CICHLID BAP TOTALS, CONTINUED

## 100 POINT LEVEL

Marc & Dawn DeWerth	-	195
David Hearn	60	195
Ozeal Hunter	-	190
Chuck Carroll	-	185
Denis Rozmus	75	185
Andrew Subotnik	-	180
Jason Mylnar	-	170
Charles Nowakowski	40	165
Mark Kazanoff	45	160
Frank Mueller	-	160
Bob Evers	-	155
Steve Heinbaugh	-	150
David Ayers	-	145
Bill & Janice Bilski	10	145
Greg Seith	-	145
Dan Ogrizek	-	140
Dan Ogrizek	-	140
John Griffith	20	135
Joe Ring	-	120
Peter Nario-Redmond	-	115
Aaron Stevens	-	115
David Toth	-	115
Raymond Langer	-	110
Carl Oszewski	25	105

## BREEDER LEVEL

Mark Huntington	-	95
Steve Olander	10	90
Dolores Bacisin	-	85
Pete Gembka	-	80
Rick Wood	-	75
Bob Tillman	-	70
Matt Urbin	-	70
Dave Dimond	-	65
Anthony Scarton	15	65
Nicholas Zarzeczny	-	65
Paul Palisin	-	60
Chris Jaskolka	-	55
Dave Dimond	-	50
John Kahl	-	50

Alex Gorges	-	45
Jim Jensen	-	45
John Kaminski	-	40
Ethan Wiley	-	40
Matt Lacy	35	35
Christopher Sooy	-	35
Tom Tansey	-	35
Jason Gorges	-	30
Paul Hutnyak	-	30
Wayne Corman	-	25
Fred Roberts	-	25
Andy Lacerda	-	20
Scott Meyers	-	20
Bill Sensor	-	20
Jason Webb	-	20
Ken Carey	10	10
Jim & Amy Damm	-	10
Ron Drungil	-	10
Ben Jensen	-	10
Cory Knarr	10	10
Michael Meyer	10	10
Mike Trader	-	10

The points list for the Breeders Award Program has been updated to include only current members. If you are a current member and your name has been omitted, please see the B.A.P. Chairman at the social meeting so we can correct any errors.

Please remember: You may only turn in a species or strain of fish for B.A.P. points one time. If you need a list of what you have been credited with, see the BAP chairman at the social meeting.

**AQUATICA**  
WWW.AQUATICASUPERSTORE.COM



## THE LARGEST SELECTION OF PREMIUM AFRICAN CICHLIDS IN OHIO!

WE SPECIALIZE IN AFRICAN  
CICHLIDS AND OTHER FRESH  
WATER FISH AND CATFISH.  
WE STOCK OVER 10,000 PRODUCTS  
AND OVER 22,000 GALLONS OF  
TROPICAL FISH AND LIVE PLANTS!

THURSDAY & FRIDAY 12:00 - 8:00  
SATURDAY & SUNDAY 12:00 - 5:00

6653 GRAFTON RD  
VALLEY CITY, OH  
330-866-0559



## Mike's Cichlids

Mike's specializes in breeding African cichlids from Lakes Malawi, Tanganyika and Victoria. We breed Central & South American cichlids and stock a variety of Florida raised tropical fish such as Angels, Catfish, Plecos and more.

[floridatropicalfishdirect.com](http://floridatropicalfishdirect.com)

386-426-0131

**CENTRAL**  
Garden & Pet

At Central Garden & Pet,  
we know that the home is  
the heart of activity.

Central Garden & Pet brings  
you these fine brands

**AQUEON**

**BLAGDON**  
THE POISSON KILLERS

**CORALIFE**

**INTERPET**

**KENT**  
MARINE SUPPLIES

**OCEANIC**

**TROPICAL FISH**

**Zilla**

A special THANK YOU to our individual sponsors:  
Claudia Dickinson, Ted Judy, Mark Kazanoff, and Zenin Skomorowski



## Jungle

**Aquariums and Ponds  
made easy**

Check out their full line  
of products at

[Junglelabs.com](http://Junglelabs.com)



**Aquarium Technology, Inc.**

## Aquarium Technology, Inc.

Since 1991 the Hydro-Sponge has been  
the iconic product of ATI. With six  
different sizes, the Hydro-Sponge can  
biologically and mechanically clean nearly  
any tank!



<http://www.atisponge.com/>



## Amazonas Magazine

**Hans-Georg Evers**

**Editor-in-Chief**

Freshwater Aquariums &  
Tropical Discovery

[Amazonasmagazine.com](http://Amazonasmagazine.com)



**Python Products,  
Inc.**

No spill Clean & Fill Gravel  
Cleaner, Ulti-Vac, and  
more!

[Pythonproducts.com](http://Pythonproducts.com)




**Bergen Water  
Gardens & Nursery**

7443 Buffalo Road,  
Churchville, NY 14428

**(585) 293-2860**

<http://bergenwatergardens.com/>



**The Fish Factory**

“Aquatic Business of the  
Year”

9218 W Oklahoma Ave  
West Allis, WI 53227

(414) 546-2201

[Thefishfactoryonline.com](http://Thefishfactoryonline.com)

Reserve your spot in every issue of next year’s bulletin by contributing \$100 in sponsorship at the Extravaganza!



**Swiss Tropicals**

Stephan M. Tanner

HOME OF SIMPLE AND  
EFFICIENT FILTRATION  
SYSTEMS based on the  
Poret® and Jetlifter™  
brands of products.


[Swisstropicals.com](http://Swisstropicals.com)



**NorthFin Premium  
Fish Food  
Canadian Aquatic Feed Inc.**

**First Canadian manufacturer of  
premium quality aquatic food!**

[www.canadian-aquatic-feed.com](http://www.canadian-aquatic-feed.com)



**Medina County  
Aquarium Society**

<http://mcas-fish.net/>

Meets on the 2nd Friday  
of the month at 8pm at  
the Prince of Peace  
Lutheran Church in  
Medina, OH

# DECEMBER CATFISH BAP

Listed below are the Catfish BAP submissions for December of 2016. Members successfully bred these catfish and raised fry to a minimum of 1". Varying point values determined by spawn difficulty were given to members' total Catfish BAP points. Congratulations on these spawns and thank you for your participation.

Breeder	Species	Points
Josh Cunningham	Ancistrus sp. "Albino"	10
Dan Ogrizek	Ancistrus "Long Fin Green Dragon"	10

## CATFISH BAP TOTALS

Listed below are the Catfish BAP grand totals. The information is maintained by Steve Heinbaugh. See Steve at monthly meetings for more information about the Catfish Breeders Award Program. Thank you for your participation.

NAME	2016	TOTAL
Dan Ogrizek	25	410
Steve Heinbaugh	10	365
Dave Ayres	40	290
Don & Marilyn Danko	70	285
Phil Ayres	10	230
Ken Walker		120
Eric & Rhonda Sorensen	35	110
Dan Woodland		100
Matt Urbin		90
Hilary Lacerda	20	80
John Kaminski	30	70
Bob Blazek	20	70



Tom & Carolyn Evers		70
Justin Way	20	60
Bryan Davis		60
Phil Hypes		60
Jeff Natterer	50	50
Ken Galaska		45
Tyler Toncler		45
Matt Lacy	40	40
Bill Schwartz	30	40
Josh Cunningham	20	40
Kyle May		40
George Aganostopoulos		40
Karen & Ken Grimmett		30
Lew Carbone		30
Andrew Schock		30
Bob Evers		30
Tony Poth		20
Gary Mendez		20
John Tesar		20
David Toth		20
Paul Palisin		20
Jason Mlynar		15
Jeff Yadlovsky		10
Dave Hearn		10
John Griffith		10
Carl Olszewski		10
Anthony Scranton		10
Jon Dietrich		10
Richard Shamray		10
William Zarzeczny		10
Wayne Corman		10
Mark Chaloupka		10
David Hale		10
Jonathan Strazinsky		10
Bob & Jennifer Tillman		10



Proud Sponsor of OCA Extravaganza

A family of products committed to  
developing technologies  
and innovative solutions  
for pet owners and their pets.

Brands you know. Brands you trust.



Instant  Ocean<sup>®</sup>

Bringing the ocean home.

 **MARINELAND<sup>®</sup>**



**OCA 2017**



**WINTER AUCTION**

**Fish and Hard Goods Auction  
Saturday, February 11th**



**Strongsville  
Holiday Inn  
I-71 & 82**



**Registration 10 AM till Noon  
Auctions begins at 11 AM**

**Most major credit cards accepted  
Higher split for OCA members**

**For Auction Rules & Additional Info See: [OhioCichlid.com](http://OhioCichlid.com)**



**Ohio Cichlid Association**

# JANUARY OCA BOWL SHOW

Listed below is information about the monthly meeting Bowl Show. The Bowl Show is your opportunity to show off your fish. Each month different categories of Cichlids and Catfish will be judged. Points will be given and prizes will be awarded. All members are welcome to participate. This is great practice for our yearly Extravaganza show! See Carl Olszewski, at a meeting for more information.



## This Month's Bowl Show Categories:

Tanganyikan Shell-dwellers

Central Americans under 6"

Loracariids (Plecotypes) over 6"

**1ST PLACE WINNER WILL RECEIVE \$40.00**

**2ND PLACE WINNER WILL RECEIVE \$20.00**

**3RD PLACE WINNER WILL RECEIVE \$10.00**

**AND DON'T FORGET, EVERY MEMBER WHO ENTERS  
WILL ALSO RECEIVE 5 FREE RAFFLE TICKETS.**



## 2016 BOWL SHOW CHAMPION

---

Congratulations to the winner of  
the 2016 Bowl Show:

**Scott Myers**

---

Scott submitted many fine specimens in the monthly bowl show throughout 2016 and accumulated more points than any other member. Scott will receive a complete 55 gallon aquarium set up contributed by RMS Aquaculture, a long-time supporter of the OCA.



---

Congratulations to the 2016 Bowl  
Show runner-up:

**Jonathan Strazinsky**

---

# 2017 BOWL SHOW SCHEDULE

## January 6:

Tanganyikan Shell- dwellers  
Central Americans under 6"  
Loracariids (Pleco types) over 6"

## February 3:

Victorian Basin  
Angelfish  
Synodontis and other Mochokids

## March 3:

Pseudotropheus, Cynotilapia, Melanochromis  
South Americans under 6"-- exclude Angels, Discus, Apistos  
Catfish—exclude Callichthids, Loracariids, Mochokids (see other classes for explanations)

## April 7:

Peacocks  
Central Americans over 6"  
Freshwater Crustaceans

## May 5:

Tanganyikan Mouth- brooders--exclude Frontosa  
South Americans over 6"  
Loracariids under 6"

## June 2:

Mbuna--exclude Pseudo, Cyno, Melano  
Discus, Uaru  
Open Catfish, limit 3 per participant (all Cats eligible)

## August 4:

Old World—exclude Rift Lakes and Victorian Basin  
Open New World, limit 3  
Open Tanganyika, limit 3

## September 1:

Frontosa  
Open Old World, exclude Malawi, Tang.  
Corys and other Callichthyids

## October 6:

Malawi "Haps"  
Apistos  
Fish Photography

## November 3:

Female cichlids, limit 3  
Loaches and Botias  
Telmatochromis, Chalinochromis


## December 1:

Tanganyikan "Lamps"—exclude Shell-dwellers  
Julidochromis  
Open Malawi, limit 3

# BLAST FROM THE PAST

While preparing for my new role as editor of the Buckeye Bulletin, one thing I did was examine a bunch of bulletins from prior years. I did this to familiarize myself with the bulletin, and discovered a lot of cool ideas and designs when doing so (you may have noticed that I have borrowed some designs from previous issues). I also discovered a lot of great content that our members have created over the years. I hope that our current membership will continue to submit great content for our bulletin.

The 2017 OCA Winter Auction will be here before we know it. The Event is scheduled for Saturday, February 11. In light of that, I thought it would be nice to share the following articles by longtime members Dan Woodland and Kyle May from the January 2011 Buckeye Bulletin to help prepare for the auction. The cover of that edition (the design of which I have blatantly reproduced) is seen below. As a member, you can access many prior issues of the Buckeye Bulletin on the OCA forum. Good luck at the Auction!



# Dissecting the Hobby

By Dan Woodland



## Maximize Your Results at Fish Auctions

Auctions have always been a staple of the hobby where hobbyists can buy and sell fish they have raised. They are also great if you want to acquire or liquidate equipment. There are many things you can do to make sure an auction is successful and those things can be grouped into two areas: buying and selling.

### Selling

When you sell items at an auction there are several things to keep in mind. First, be sure your offerings are the proper size, in good health and presented correctly. You have a responsibility to the presenting organization, the fish and the buyers (your customer). Be prepared when you arrive the morning of the auction. Your fish must be the proper size/age, depending on the species. You can refer to and follow the Ohio Cichlid Associations rules on BAP. Those rules can be found at <http://www.ohiocichlid.com/meetings/bap-cichlids>. The reason for the size rules are to give the fish a chance to live and the new owner a fair chance at raising the fish you are selling. Imagine you are the buyer when packing your fish. Do you want to get a fish that's too young and fragile to live through the next couple of days? Probably not.

Next, make sure your fish are in good health. This should go without saying, but it bears repeating. Your fish are going to be stressed enough, so give them and the buyer a fighting chance.

Lastly, you need to make sure you present your fish at the auction properly. There is more involved than simply bagging fish and dropping them on the table. First you need to make sure you bag the fish properly. See Kyle May's article that follows this column to learn how to properly bag fish. Don't use baggies, zip lock bags or bread bags. They won't last the day and will cause a real mess when they leak. At some clubs there is a re-bagging fee, so save yourself some money and buy the proper bags from the start. Plastic containers are acceptable, but try to limit them to larger fish that typically pop bags or won't last all day in a bag. Bag your fish to last all day. Use bag buddies, a relatively inexpensive product. They are available in many places on the internet. Simply follow the instructions on the bottle and you're golden. I'm not a shill for Bag Buddies, but I do use them all the time.

Prior to the auction, don't feed your fish for a day or more (depending on the species). For example, *Cichlasoma bocourti* take nearly four or five days to clear out their intestines. This will help reduce stress on the fish and help guarantee they live in the bag and the new owner takes possession. Excess waste in your bag will have a negative effect on the water quality.

Double bag – if needed. Some think we should double bag every fish. If your bags are higher quality (3mil or more) and the fish won't poke a hole in the bag, I don't think it's necessary. Fish three four inches or more certainly should be double bagged. Some special cases exist where fish should always be double bagged like *Plecostomus*. *Plecostomus* should be double bagged or bagged using a square bottom bag. **Bagging tip:** Place black plastic or newspaper in the first bag as a "liner" (between the two bags) when bagging *plecostomus* and a larger fish. This makes it dark in the bag keeping them calmer. Another trick is to shred clear plastic bags, and place a hand full of the shreds in a bag with multiple fishes you think might be aggressive. The plastic acts as an invisible fence. If one fish attacks another, it meets resistance and stops in its tracks. Call it an invisible force field for you scientific types. 😊



Although auctions are typically “buyer beware”, how many times have you heard a species name and your arm shoots into the air to bid, only for you to find out that they are not the right fish you thought they were? How many times have you bid on fish only to find that they are so tiny you don’t have any chance of getting them home alive? Think of the other guy when bagging your fish. This is a hobby and there will be other auctions. Remember your actions can influence a young hobbyist positively and negatively. Organizations like the OCA do a great job inspecting fish as they are dropped off, but occasionally a bad bag gets through. Be aware and you won’t get burned. Make sure you use the right bag; fish should never have to be curved or bent to fit into a bag. There should be enough room for them to turn around, just like a dog in a crate or cage. An example, a three or four inch fish would do nicely in a six to eight inch wide bag. Limit yourself and don’t try cramming an entire spawn of *H. carpintus* into one bag.

Lastly, make sure you label your bags correctly including number of fish in the bag, the correct species name and spelling, and what is in the bag, cross breeds, bad eye or for equipment broken, working, needs impeller etc. Oh, and make sure the writing is legible; printing your labels makes that a non-issue. Auctions can be a long process and properly bagging and presenting your items will help the host club process the items more quickly so everyone, including the fish, can go home sooner.

## Buying

**Bidding** – as an auctioneer it’s very difficult at times to tell if someone is bidding. Unlike the common myth, auctioneers can’t see you blinking or nodding your head. Hold up your hand or bidding card for all to see card and only drop it when the item has surpassed what you are willing to pay. Be sure you want the fish or item before you start bidding. If you’re unsure, don’t raise your hand/bidding card. Auctions can be very long and, as a buyer, you can help by bidding properly and effectively, thereby shortening the auction. By the way, some auctioneers will pass you buy unless you bid properly. Keep it in mind otherwise you may lose that “fish you’ve been looking for”.

Be sure to bring enough styros for the fish you plan to buy, if you bring too many, someone will be happy to buy them from you for their fish. Also be prepared to re-bag fish you’ve purchased. Bring bags, bag buddies, water conditioner and rubber bands. The water conditioner is a must especially if you are in a city where you are unfamiliar with the water chemistry. I have a permanent plastic container with all my bagging supplies. I put it in the car everywhere I go when I plan to buy fish. It is a big help. When I get home after the auction I resupply the container and put it away for the next time.


It wouldn’t hurt to know where your new fish will go when you get home too. Having an empty tank or two is a good thing when you leave for the auction. I know it’s a sacrilege to have empty tanks, but it won’t kill you make you to have a few empty for moving fish etc.

One last point, if you’re new to the hobby or bagging fish for an auction- ask questions. Guys that have been in the hobby for decades are here to help, so don’t be afraid to ask. As a kid I was told “the only stupid question is the one you don’t ask”.

See you at the OCA February auction.

More to come...





# How To Properly Bag Fish

By Kyle May

“...the bagged fish with your name on it is an example of your skills.”

Any good sports team knows that strong adherence to the fundamentals is necessary for success. As a good aquarist you must also practice good fundamentals in all facets of the hobby if you want to be really successful. One of the fundamentals is bagging fish. I spend a lot of time at auctions handling hundreds of bags of fish and can safely say that many aquarists are horrible at bagging fish. What difference does it make? Plenty. Proper bagging reduces the stress on fish during transport, ultimately resulting in fewer losses, healthier fish stock, and it gives the buyer a fighting chance to keep them all alive. If nothing else, think of the next guy when bagging fish. Bag them like you are the one getting them.

As with most things forethought is key. Making sure you have the proper sized bag is the first step. Remember, if taking fish to auction the fish must survive in the bag from the time you bag them to the very end of the auction, and then survive the drive home. Since you can't predict the drive home, let's assume that you are bagging fish at 6am for an auction that ends at 10pm and that your buyer has a 1 hour drive home. That's 17 hrs in bag. Pick a bag that will hold plenty of air for the fish, make sure that you have clean water in the bag, and that you use a sedative like Bag Buddies to help the fish survive. Many people are using a product called Polyfilter which will absorb large quantities of waste chemistry helping keep the water clean. Pick a bag that has plenty of room for your fish. Don't crowd the fish in the bag. I've seen plenty of 6" fish in an 8" bag. This is not only an example of poor bag choice, but is a glaring example of an aquarist with very poor husbandry skills. If you can't bag a fish correctly, it makes me question all of your skills as an aquarist.

Ultimately the bagged fish with your name on it is an example of your skills; make sure you send the right message to others. Let those who buy your fish, no matter how insignificant the fish is to you, know that you care about the fish enough to package them properly. Your bag sends a message that you do your best to make sure that every fish you bag has been treated like it was your favorite fish.

What follows is a step by step primer on how to properly bag fish. These rules have become fundamentals and have been proven by generations of aquarists. These are not rules that I created, but are a compilation of techniques shared by some of the top aquarists I've known. These are aquarists who typically ship fish over great distance and time, and are aquarists who have a great reputation for successful delivery of healthy fish. I've improved my bagging skills over the last few years and I follow these steps to the letter. Whether I'm bagging fish that I know will sell for big money or if I'm bagging fish that I know will be lucky to sell for \$1, they all get bagged the same. Consistent and proper bagging of fish has reduced my losses during transport to an extremely low level and has resulted in an increase of satisfied customers purchasing my fish. I hope that you'll consider the fundamentals when bagging your own fish and follow these time tested-techniques.

I think that your success rate will increase as will your reputation for excellence as an aquarist.

1. As with most things the first step affects the success of the entire operation. Choosing the correct bag is key. Consider the size and amount of fish in the bag. Also consider the time in bag. If in doubt use a larger bag than necessary. Do not try to save money by re-using old bags. It makes you look cheap and potential buyers will think twice about buying your fish. Use a new bag and present your fish properly.



## 2. Proper amount of Water and Air.

---

**2/3<sup>rds</sup> Air**

---

**1/3 Water**



3. Using Bag Buddies or bits of Polyfilter will increase your success and the health of the fish in the bag.





**4.** Never, ever, blow into the bag. Air you exhale has a very low amount of oxygen in it. Instead put air in the bag using a spare air pump. This allows you to put the highest concentration of air into the bag and makes it very easy to get a nice tight bag without much slack. The ultimate way to pack fish is to use oxygen; it's expensive, but the results are really worth the extra money and effort.



**5.** One key to having properly bagged fish is making sure you have an effective seal. You could tie a knot, use twist or zip ties, but these are not the best way to seal a bag. Knotting the bag makes them hard to undo and the other fasteners are just as apt to puncture the bag as they are to make an effective seal. For these reasons, use good quality rubber bands. These are available in big bags at office supply stores. Never re-use old rubber bands as they have a high failure rate. Use only new rubber bands that are at least ¼" thick. A bag like the one in the pic at the right, costs just a couple of bucks, so why not do it right?



**6.** Tying off. Now you've got fish in the bag, the bag is full of air and you are ready to complete the deal. First, secure the rubber band around the closed end of the bag by wrapping the rubber band around the bag and back through itself. Roll the rubber band down onto the bag as far as possible to insure a tight fit.



**7.** Next fold over the closed end of the bag and wrap the rubber band around the bag until tight. Finish up by twisting the rubber band over the top of the loop a couple of times to secure the entire works.





**8.** Always double bag your fish, even if they are going on a short trip. Double bagging is very cost effective and is a good safety net for your fish should anything happen to the first bag. Over 20% of bags fail in one way or another at auction, and many fish have been saved by the secondary bag.



**9.** Here is the finished product, a properly bagged fish. Notice how double bagging rounds off the corners of the bag preventing fish from becoming trapped in the folded corner. Not only will your fish have a safety net with the second bag, but they'll also be more likely to survive the trip by not getting crushed in the fold.



If you choose the correct bag, use bag buddies, fill the bag with air, seal it properly and double bag each time, you'll find that your fish will arrive at their destination happy and healthy. As a result those who get fish from you will be much happier too.

**Your level of expertise is reflected in  
the quality of fish husbandry skills  
you practice.**